



 **Ideas**
 **Inspiration**
Innovation 

www.icubeelevators.com



Stack Parking Systems



Suspended Parking Systems



Pit Parking Systems



Automated Parking Systems




Two-Wheeler Parking



Smart Parking Solutions



ABOUT US



i-CUBE Parking Elevators is a leading manufacturer of various types of car parking elevators. The company specializes in providing customized parking solutions for commercial and residential spaces. We offer a variety of parking solutions including two post, four post, suspended parking, puzzle parking and rotary parking systems that are designed and suitable for different requirements ranging from 2 vehicles to 200 vehicles.

Understanding the client's exact requirements and responding to the same is the key. we provide optimum solutions as per different needs of a variety of structures. By addressing the customer requirements in the most convenient, economic, and suitable way, we provide best quality products in least time with utmost customer satisfaction.

All the products are built in India with high grade international standard materials coupled with advanced safety features and innovative designs that keep the operation and maintenance costs minimum. High-end embedded electronics and real-time monitoring of the systems ensure the most reliable, convenient & safe operation. Our wide range of products provides a one step solution to several needs of our esteemed clients.

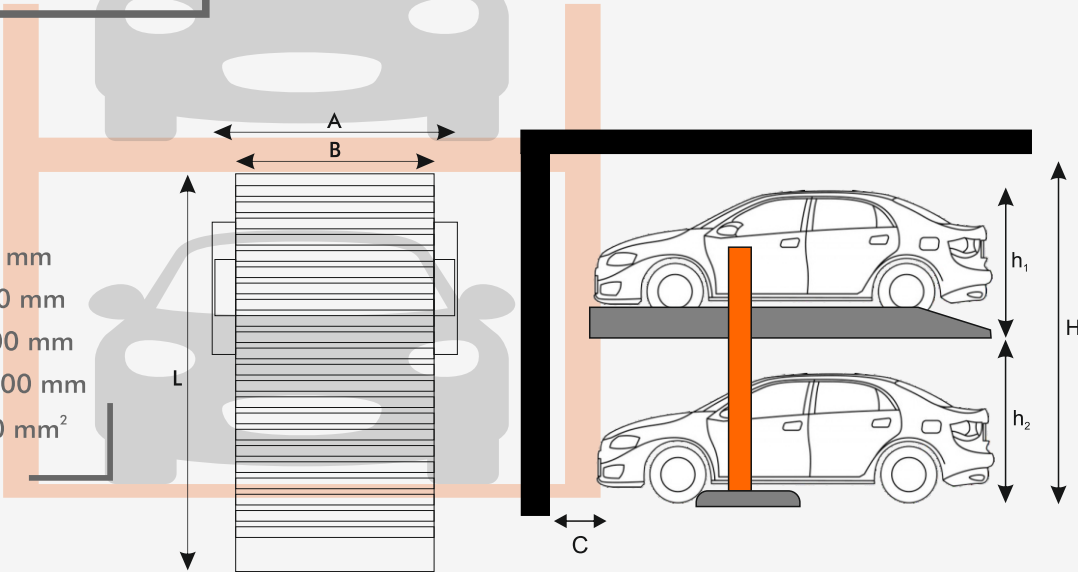


Two Post Parking System



- Model Variants : ITH-S, ITH-R, ITH-X
- Cars per Unit : 2
- Lifting Capacity : 2000-3500 Kg Depending on Model
- Lifting Time : 40-45 Seconds
- Operation Mode : Hydraulic
- Power Supply : 3 Phase
- Power Usage : Up To 0.2 Units / Operation
- Motor Capacity : Up To 3 Hp

- System Width (A) up to 2670 mm
- Platform Width (B) up to 2400 mm
- Platform Length (L) up to 4000 mm
- Margin from Wall up to (C) 800 mm
- Minimum Pallet 2000 X 3700 mm²



| Models | Total Height (H) | Upper Car Height (h ₁) | Lower Car Height (h ₂) | Car Type |
|--------|------------------|------------------------------------|------------------------------------|--------------|
| ITH-S | 3700 | 1750 | 1800 | SEDAN+ SEDAN |
| ITH-R | 4000 | 1750 | 2100 | SEDAN+ SUV |
| ITH-X | 4300 | 2050 | 2100 | SUV+ SUV |

*All Dimensions in Millimetre



▶ 93% Parts employed in our products are **MADE IN INDIA** from Scratch.



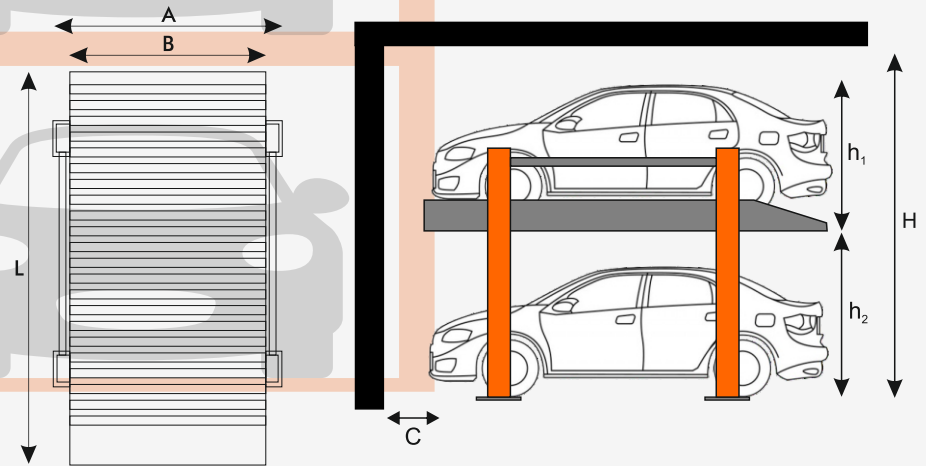
93%
Indigenous Parts

Four Post Parking System




Model Variants : IFH-S, IFH-R, IFH-X
 Cars per Unit : 2
 Lifting Capacity : 2000-3500 Kg Depending on Model
 Lifting Time : 40-45 Seconds
 Operation Mode : Hydraulic
 Power Supply : 3 Phase
 Power Usage : Up To 0.2 Units / Operation
 Motor Capacity : Up To 3 Hp

- System Width (A) up to 2650 mm
- Platform Width (B) up to 2400 mm
- Platform Length (L) up to 4000 mm
- Margin from Wall up to (C) 800 mm
- Minimum Pallet 2000 X 3700 mm²



| Models | Total Height (H) | Upper Car Height (h ₁) | Lower Car Height (h ₂) | Car Type |
|--------|------------------|------------------------------------|------------------------------------|--------------|
| IFH-S | 3700 | 1750 | 1800 | SEDAN+ SEDAN |
| IFH-R | 4000 | 1750 | 2100 | SEDAN+ SUV |
| IFH-X | 4300 | 2050 | 2100 | SUV+ SUV |

*All Dimensions in Millimetre




▶ All I-CUBE Products are made with high-strength structural steel with minimum 2X Factor of Safety.



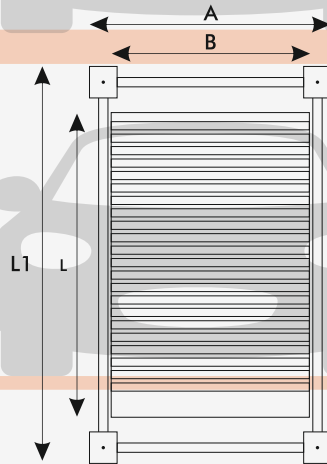
185%
More Reliability

Suspended Parking System




Model Variants : ISH-S, ISH-R, ISH-X, ISE-S, ISE-R, ISE-X
Cars per Unit : 2
Lifting Capacity : 2000-3500 Kg Depending on Model
Lifting Time : 40-45 Seconds
Operation Mode : Hydraulic or Electrical
Power Supply : 3 Phase
Power Usage : Up To 0.2 Units / Operation
Motor Capacity : Up To 5 Hp

- System Width (A) up to 3000 mm
- Platform Width (B) up to 2400 mm
- Platform Length (L) up to 4500 mm
- System Length (L1) up to 6000 mm
- Minimum Pallet 2000 X 3700 mm²



| Models | Total Height | Upper Car Height | Lower Car Height | Car Type |
|--------------|--------------|------------------|------------------|--------------|
| ISH-S, ISE-S | 3700 | 1750 | 1800 | SEDAN+ SEDAN |
| ISH-R, ISE-R | 4000 | 1750 | 2050 | SEDAN+ SUV |
| ISH-X, ISE-X | 4300 | 2000 | 2100 | SUV+ SUV |

*All Dimensions in Millimetre



▶ All the Parking Systems are equipped with Two-Layer Mechanical and Electronic Safety.



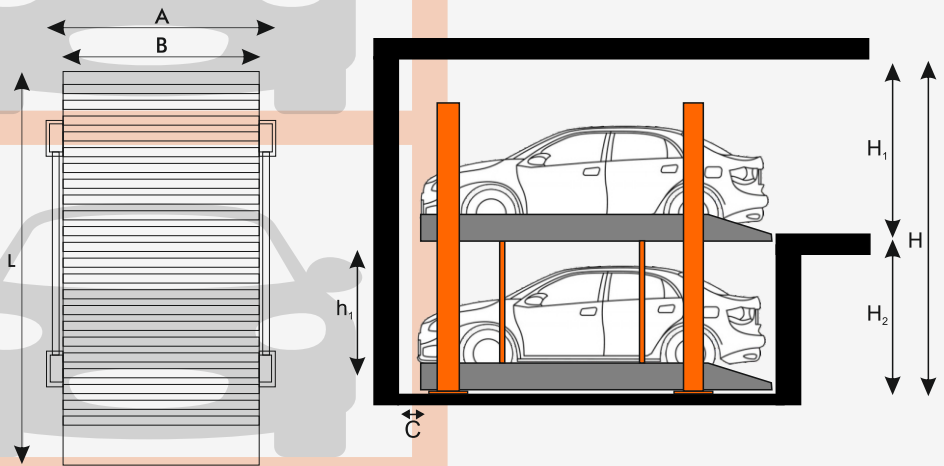
2 - Layer
Dual Safety

Pit Parking System



Model Variants : IP2-R, IP2-X, IP3-R, IP3-L, IP3-X
 Cars per Unit : 2 or 3
 Lifting Capacity : 2000-3500 Kg Depending on Model
 Lifting Time : 40 - 45 seconds
 Operation Mode : Hydraulic
 Power Supply : 3 Phase
 Power Usage : Up To 0.2 Units / Operation
 Motor Capacity : Up To 3 Hp

- System Width (A) up to 2800 mm
- Platform Width (B) up to 2400 mm
- Platform Length (L) up to 6000 mm
- Margin from the Wall (C) 200 mm
- Minimum Pallet 2000 X 4500 mm²



| Models | Total Height (H) | Upper Height (H ₁) | Pit Height (H ₂) | Cabin Height (h ₁) | Car (P + G) |
|--------|------------------|--------------------------------|------------------------------|--------------------------------|-------------|
| IP2-R | 4250 | 2250 | 2000 | 1850 | SEDAN + SUV |
| IP2-X | 4450 | 2250 | 2200 | 2050 | SUV + SUV |

*All Dimensions in Millimetre

| Models | Total Height (H) | Upper Height (H ₁) | Pit Height (H ₂) | Cabin Height (h ₁) | Car (P + G + U) |
|--------|------------------|--------------------------------|------------------------------|--------------------------------|---------------------|
| IP3-R | 6100 | 4000 | 2100 | 1800 | SEDAN + SUV + SEDAN |
| IP3-L | 6400 | 4300 | 2100 | 1800 | SEDAN + SUV + SUV |
| IP3-X | 6600 | 4300 | 2300 | 2000 | SUV + SUV + SUV |

*All Dimensions in Millimetre



▶ High efficiency AC Motors are employed in the Power Packs.



23%
Energy Saving



» Puzzle Parking System

Model Variants : IZH-7, IZH-10, IZH-15, IZE-7, IZE-10, IZE-15
 Cars per Unit : 3 to 80
 Lifting Capacity : 2000-3500 Kg Depending on Model
 Operation Mode : Hydraulic or Electrical
 Power Supply : 3 Phase
 Power Usage : Up To 0.25 Units / Operation
 Motor Capacity : 3 Hp and 0.5 Hp

- This System is Designed in the Form of Matrix of Rows and Columns, Such as 2 X 2 or 2 X 3 or 3 X 3 Up to 9 X 9.
- It is an Independent System with Fully Automatic Features, the Desired car is Brought to the Desired Block.

» Rotary Parking System

Model Variants : IRE-8, IRE-12, IRE-18
 Cars per Unit : 6 to 18
 Lifting Capacity : 2000-3500 Kg Depending on Model
 Operation Mode : Electrical
 Power Supply : 3 Phase
 Power Usage : Up To 3 Units / Operation
 Motor Capacity : ≥ 5 Hp



- System Width up to 7000 mm
- Platform Width up to 2400 mm
- Platform Length 5000 mm
- Required Pallet 7000 X 7000 mm²

| Models | Total Height (H) | Number of Cars | Cabin Height |
|--------|------------------|----------------|--------------|
| IRE-8 | 9900 | 8 | 2000 |
| IRE-12 | 13500 | 12 | |
| IRE-18 | 20000 | 18 | |

*All Dimensions in Millimetre



▶ Latest manufacturing techniques are employed for high surface finish that reduces frictional losses.



16%
Less Power Consumption

2-Wheeler Parking System



» Single/Group Stacker System

Model Variants : I2G-H, I2S-H

Parking Capacity : 2 to 8 Two Wheelers per Unit

- 2x Parking Capacity.
- Easy Operation and Low Maintenance.
- Suitable for Residential & Commercial Spaces, etc.

| Model | Total Length (mm) | Total Width (mm) | Total Height (mm) |
|--------------|-------------------|------------------|-------------------|
| I2G-H, I2S-H | 2100 | 900 - 4200 | 3800 |

*All Dimensions in Millimetre

» Carousel System

Model Variants : IC6-E, IC3-E


Parking Capacity : 27 to 54 Two Wheelers

- It Operates on Single Wheel Mechanism, Where 2-Wheeler are Stacked Up on Rotating Platform.
- It Can be Customized as per Requirement and Space Availability.
- Serval of Two Wheeler Vehicles can be Parked on a single stack.



| Model | Length (mm) | Width (mm) | Height (mm) | Stacks | Vehicles per Stack |
|-------|-------------|------------|-------------|--------|--------------------|
| IC6-E | 12000 | 8000 | 8000 | 6 | 9 |
| IC3-E | 12000 | 8000 | 5000 | 3 | 9 |

*All Dimensions in Millimetre



► All the fasteners used in I-CUBE products have anti-rust coating resulting in Longer Life.



170%
Longer Rated Life



» EV Charging Stations

- Range of EV Charging Stations from Rapid Charging to Single User Charging Docks.
- Open to All/ Authorized Usage/ Prepaid Charging Options to Cater Various Customer Scenarios.
- Integration with Parking Units.
- Backed up by Electronic Surge Safety.

» Parking Automation

- Customized Operation Methods According to User Requirements.
- Web Application Based Parking Allotment and Retrieval.
- Single User/ Authorized Personnel/ Real-Time Allotment Based User Access.
- Advanced Notifications and Control from Mobile Application.



» Security Automation

- Complete Security Solutions Including Boom Barriers, REMOS, Automated Gates, Access Control, Proximity Lighting, etc.
- Highly Convenient and Secured Solutions with Minimal Human Intervention.
- Modes of Operation: Manual/ Semi-Automatic/ Passcode/ Access Card/ Biometric/ Mobile App.
- Complete Integration of Security and Parking Systems with a Single Control Room.



► All our products use high-end electronic parts with 6 - Sigma rated performance.



0.0001%
Chances of Malfunction

SAFETY

Dual Layer Mechanical & Electronic Safety
International Standard Steel Structures
Smart Array of Proximity & Optical Sensors



CUSTOMIZATION

Dimensional Modifications
On Demand Automation
Aesthetic Customization



CONVENIENCE

Ease of Operation
Demonstration & Operator Training
Economic Operating Costs



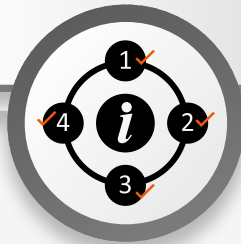
SUPPORT

Dedicated Customer Service Team
Periodic Maintenance Intimation
Personalized Mobile App



ONE - STOP SOLUTION

Gate & Security Automation
Boom Barriers & Turnstiles
EV Charging & Parking Locks
and Much More...






“GLOBAL STANDARDS, LOCAL CARE”



► End user oriented R & D and working methodology
With keeping focus on Indian working conditions.



100%
Customer Satisfaction



Corporate Office

316, Akshar Complex,
Shivranjani Cross Roads, Satellite,
Ahmedabad, Gujarat, India.

Contact

+91 95581 37093 | +91 81412 97774

Email

info@icubeelevators.com

