



PIONEERS IN  
PARKING ELEVATORS

SERVING SINCE 2015

ELEVATE YOUR IDEAS  
WITH CUTTING-EDGE  
**INNOVATION &  
INSPIRATION**

[www.icubeelevators.com](http://www.icubeelevators.com)

## I WHO WE ARE

Headquartered in Ahmedabad, I-Cube Parking Elevators (one of the brands of I-Cube Industries Private Limited) is the leading manufacturer of quality-driven Parking Elevators. We are dedicated to revolutionizing the way parking solutions are designed and implemented. As a leading manufacturer of cutting-edge car parking elevators, our mission is driven by the belief that 'Quality is the best advertisement.' We specialize in providing a wide range of customized parking solutions tailored to both commercial and residential spaces. We provide end-to-end services from consultation to installation along with post-installation challenges.



### PRECISION AND QUALITY

Efficient parking solutions for seamless space management and reliability.



### CUSTOMER FOCUS

Elevate parking convenience with our efficient, customer-centric solutions.



### INNOVATION

Revolutionizing car parking with innovative, space-efficient solutions.

10+

Years of Quality & Service

24+

Products Range

65+

Projects Completed

350+

Jobs Created

6000+

Happy Users

75000+  
Sq. Mtrs

of Parking Space Created



## I OUR JOURNEY



**2024**


Completed 6000+ Parking Spaces across the Nation

**2023**

First International Project

**2022**

Production Capacity Expansion



**2020**

First Turnkey Project

**2019**

Registered as Private Limited Firm



**2017**

First Patent Filed

**2016**

Installation of First Stack Parking System



**2015**

Company Founded & Founding of the Workshop

## FACTS & FIGURES

On average, cars are parked  
for 23 hours a day

**23**  
HOURS


**93%**

We Empower Make in India by  
In-House manufacturing  
93% parts from scratch



**65%**

Cars sales has increased  
to 65% since 2010




**7X  
times**

EV cars are sold 7X times  
in 2024 compared to 2020

**15%**

Up to 15% savings in construction  
cost by using mechanical parking




**60%**

Mechanical parking increases capacity by  
up to 60% compared to the traditional parking







## 2 POST 2 LEVEL STACK PARKING SYSTEM



### KEY FEATURES



More Info

Cars per Unit	: 2
Operation Mode	: Hydraulic
Lifting Capacity	: up to 3000 Kg
Lifting Time	: 40-45 Seconds
Lifting Height	: up to 2100 mm
Platform Width	: up to 2400 mm
System Width	: up to 2680 mm

Models	Clear Height Required	Car Type
ITH-S	3500 mm (11.5 Feet)	Sedan + Sedan
ITH-R	3800 mm (12.5 Feet)	SUV + Sedan
ITH-X	4100 mm (13.5 Feet)	SUV + SUV

## 2 POST 3 LEVEL STACK PARKING SYSTEM

### KEY FEATURES



More Info

Cars per Unit	: 3
Operation Mode	: Hydraulic
Lifting Capacity	: up to 3000 Kg per Pallet
Lifting Time	: 60-75 Seconds
Lifting Height	: up to 2100 mm per Pallet
Platform Width	: up to 2400 mm
System Width	: up to 2730 mm



Models	Clear Height Required	Car Type
ITH3-S	5400 mm (17.8 Feet)	Sedan + Sedan + Sedan
ITH3-R	5700 mm (18.8 Feet)	SUV + Sedan + Sedan
ITH3-L	6000 mm (19.8 Feet)	SUV + SUV + Sedan
ITH3-X	6300 mm (20.8 Feet)	SUV + SUV + SUV



## 4 POST 2 LEVEL STACK PARKING SYSTEM

### KEY FEATURES



More Info

Cars per Unit	: 2
Operation Mode	: Electro Mechanical
Lifting Capacity	: up to 3000 Kg
Lifting Time	: 40-45 Seconds
Lifting Height	: up to 2100 mm
Platform Width	: up to 2300 mm
System Width	: up to 2550 mm



Models	Clear Height Required	Car Type
IFE-S	3500 mm (12 Feet)	Sedan + Sedan
IFE-R	3800 mm (13 Feet)	SUV + Sedan
IFE-X	4100 mm (13.6 Feet)	SUV + SUV

## 4 POST 3 LEVEL STACK PARKING SYSTEM



### KEY FEATURES



More Info

Cars per Unit	: 3
Operation Mode	: Electro Mechanical
Lifting Capacity	: up to 3000 Kg per Pallet
Lifting Time	: 60-75 Seconds
Lifting Height	: up to 2100 mm per Pallet
Platform Width	: up to 2300 mm
System Width	: up to 2600 mm

Models	Clear Height Required	Car Type
IFE3-S	5400 mm (17.8 Feet)	Sedan + Sedan + Sedan
IFE3-R	5700 mm (18.8 Feet)	SUV + Sedan + Sedan
IFE3-L	6000 mm (19.8 Feet)	SUV + SUV + Sedan
IFE3-X	6300 mm (20.8 Feet)	SUV + SUV + SUV





## CEILING TYPE SUSPENDED SYSTEM



### KEY FEATURES



More Info

Cars per Unit	: 1 or 2
Operation Mode	: Hydraulic/Electro Mechanical
Lifting Capacity	: up to 3000 Kg
Lifting Time	: 40-45 Seconds
Lifting Height	: up to 2100 mm
Platform Width	: up to 2500 mm
System Width	: up to 3000 mm

Models	Clear Height Required	Car Type
ISHC-S, ISEC-S	3500 mm (11.5 Feet)	Sedan + Sedan
ISHC-R, ISEC-R	3800 mm (12.5 Feet)	SUV + Sedan
ISHC-X, ISEC-X	4100 mm (13.5 Feet)	SUV + SUV

## FRAME TYPE SUSPENDED PARKING SYSTEM

### KEY FEATURES



More Info

Cars per Unit	: 4 or 6
Operation Mode	: Hydraulic/Electro Mechanical
Lifting Capacity	: up to 3000 Kg per Pallet
Lifting Time	: 40-45 Seconds
Lifting Height	: up to 2100 mm per Pallet
Platform Width	: up to 2400 mm
System Width	: up to 7900 mm



Models	Clear Height Required	Car Type
ISH4-S, ISE4-S, ISH6-S, ISE6-S	3500 mm (11.5 Feet)	Sedan + Sedan
ISH4-R, ISE4-R, ISH6-R, ISE6-R	3800 mm (12.5 Feet)	SUV + Sedan
ISH4-X, ISE4-X, ISH6-X, ISE6-X	4100 mm (13.5 Feet)	SUV + SUV

## PIT STACK PARKING SYSTEM

### KEY FEATURES



More Info

Cars per Unit	: 2 or 3
Operation Mode	: Hydraulic
Lifting Capacity	: up to 3000 Kg per Pallet
Lifting Time	: 60-75 Seconds
Platform Width	: up to 2300 mm
System Width	: up to 2650 mm
Pit Depth	: up to 2300 mm



Models	Clear Height Required	Car Type
IPH2-R	4000 mm (13.1 Feet)	SUV + Sedan
IPH2-X	4300 mm (14.1 Feet)	SUV + SUV
IPH3-R	5900 mm (19.4 Feet)	Sedan + SUV + Sedan
IPH3-L	6200 mm (20.4 Feet)	Sedan + SUV + SUV
IPH3-X	6500 mm (21.4 Feet)	SUV + SUV + SUV

## PIT PUZZLE PARKING SYSTEM



### KEY FEATURES



More Info

Matrix	: 2 X 2, 2 X 3, 2 X 4, (Row X Column) 3 X 2, 3 X 3, 3 X 4
Cars per Unit	: 3 to 11 depending on matrix
Operation Mode	: Hydraulic + Electro Mechanical
Lifting Capacity	: up to 3000 Kg per Pallet
Platform Width	: up to 2300 mm
Pit Depth	: up to 2300 mm

Models	System Width Required
IPZ2-3, IPZ3-5	5200 mm (17 Feet)
IPZ2-5, IPZ3-8	7800 mm (25.5 Feet)
IPZ2-7, IPZ3-11	10400 mm (34 Feet)

Models	Minimum Height Required
IPZ2-3, IPZ2-5, IPZ2-7	4000 mm (13.1 Feet)
IPZ3-5, IPZ3-8, IPZ3-11	5600 mm (18.4 Feet)



## I MULTI-LEVEL PUZZLE PARKING SYSTEM



### KEY FEATURES



More Info

Matrix	: 3 X 3, 3 X 4,
(Row X Column)	4 X 4, 4 X 5
Cars per Unit	: 7 to 17 depending on matrix
Operation Mode	: Electro Mechanical
Lifting Capacity	: up to 2500 Kg per Pallet
Car Height	: up to 2050 mm
Platform Width	: up to 2300 mm
System Length	: 5500 mm

Models	Clear Height Required	Clear Width Required
IMZ3-7	6800 mm (22.3 Feet)	7800 mm (25.5 Feet)
IMZ3-10	6800 mm (22.3 Feet)	10400 mm (34 Feet)
IMZ4-13	9200 mm (30.1 Feet)	10400 mm (34 Feet)
IMZ4-17	9200 mm (30.1 Feet)	13000 mm (42.6 Feet)

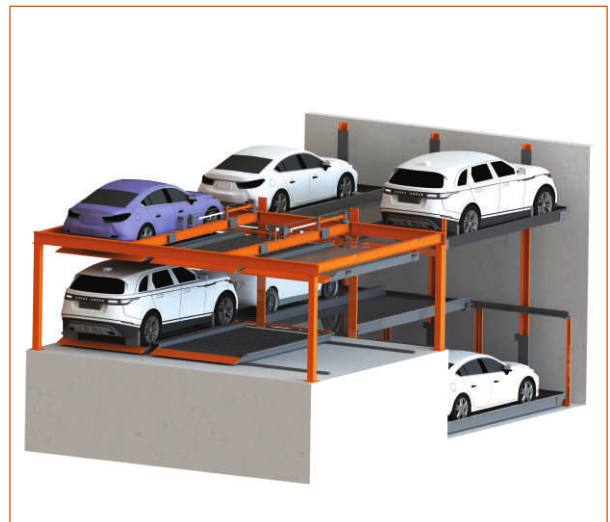
## I HYBRID PUZZLE PARKING SYSTEM

### KEY FEATURES



More Info

Cars per Unit	: 13
Operation Mode	: Hydraulic + Electro Mechanical
Lifting Capacity	: up to 2500 Kg per Pallet
Platform Width	: up to 2400 mm
System Length	: Minimum 11000 mm
System Width	: 7000 mm to 8000 mm
Pit Depth	: up to 2300 mm



Models	Ground to Ceiling Height Required	Car type
IHP-S	3500 mm (11.5 Feet)	Sedan + Sedan
IHP-R	3800 mm (12.5 Feet)	SUV + Sedan
IHP-X	4100 mm (13.5 Feet)	SUV + SUV



## ROTARY PARKING SYSTEM

### KEY FEATURES



More Info

Cars per Unit	: 8 or 20
Operation Mode	: Electro Mechanical
Lifting Capacity	: up to 3000 Kg per Cabin
Cabin Height	: up to 2100 mm
Platform Width	: up to 2300 mm
System Length	: 6400 mm
System Width	: 5500 mm



Models	Clear Height Required	Car Type
IRES-8 to IRES-20	10500 mm (34.5 Feet) to 21900 mm (71.7 Feet)	All Sedan
IREX-8 to IREX-16	11700 mm (38.4 Feet) to 20500 mm (67.2 Feet)	All SUV

## TOWER PARKING SYSTEM



### KEY FEATURES



More Info

Cars per Unit	: 20 to 108
Columns	: 2, 3 & 4
Operation Mode	: Electro Mechanical
Lifting Capacity	: up to 2500 Kg per Cabin
System Height(Min)	: up to 22000 mm
System Height(Max)	: up to 65000 mm
System Length	: Minimum 7000 mm
Car Height (Max)	: 2000 mm

Models	Clear Width Required
ITP2-20 to ITP2-72	7500 mm (24.6 Feet)
ITP3-28 to ITP3-108	10500 mm (34.6 Feet)
ITP4-36 to ITP4-108	13000 mm (42.6 Feet)

## | SINGLE 2-WHEELER STACK PARKING SYSTEM



### KEY FEATURES

2 Wheelers per Unit	: 2
Operation Mode	: Hydraulic
Lifting Capacity	: up to 500 Kg
Lifting Time	: 30-35 Seconds
Lifting Height	: up to 2100 mm



More Info

## | GROUP 2-WHEELER STACK PARKING SYSTEM

### KEY FEATURES

2 Wheelers per Unit	: 6 or 8
Operation Mode	: Hydraulic
Lifting Capacity	: up to 1500 Kg
Lifting Time	: 40-45 Seconds
Lifting Height	: up to 2100 mm



More Info



## | CAROUSEL 2-WHEELER PARKING SYSTEM



### KEY FEATURES

2 Wheelers per Unit	: 27 or 54
Operation Mode	: Electro Mechanical
Lifting Capacity	: up to 1600 Kg per Pallet
Cabin Height	: up to 2100 mm
System Width	: 9000 mm



More Info

## INTEGRATED WITH MECHANICAL PARKING EV CHARGER

This charger can be accommodated with any mechanical parking unit with same power input as mechanical parking.



More Info

Output Power : 3.3 KW  
Operation Mode : RFID Reader & Mobile Application



## INDEPENDENT EV CHARGER



### KEY FEATURES



More Info







Output Power : 3.3 KW  
Operation Mode : RFID Reader & Mobile Application  
Protection : Short Circuit & Leakage Protection  
Standards : Compliance with (IESS)  
Timer : Set Timer to Cutoff Charging Automatically

## PREPAID EV CHARGERS

	3.3 KW AC	7 KW AC	22 KW AC	24 KW DC
Power Input	230V AC ± 10%	230V AC ± 10% (1-phase) or 400V AC ± 10% (3-phase)		
Input with Spare Load	5 KW	12 KW	30 KW	32 KW
Charging Time	11 to 16 hrs	5 to 8 hrs	3 to 5 hrs	2 to 4 hrs
Socket/Plug	16 A Socket	IEC 62196-2, Type 2 T2S Plug or Socket		
Compatibility	4 Wheel Electric Vehicle			
Protection	Protection for over-voltage, under-voltage, over current,			
	short circuit, surge			
Certification	-	ARAI (Automotive Research Association of India)		
IP Rating	IP20	IP65		
Cut off	Auto power cut off for charging and inactivity			



## WHY CHOOSE US

 <p><b>EXCEPTIONAL QUALITY</b></p>	 <p><b>ON DEMAND CUSTOMIZATION</b></p>	 <p><b>CERTIFIED PRODUCTS &amp; PARTS</b></p>
 <p><b>24X7 CUSTOMER SUPPORT</b></p>	 <p><b>ASSURED AFTER SALES SERVICE</b></p>	 <p><b>ONE-STOP SOLUTION</b></p>

## OUR ESTEEMED CLIENTS



AND MANY MORE.....

## CLIENT TESTIMONIALS

I-Cube stood out among four companies for their exceptional customization and space optimization. Their service and quality of workmanship exceeded expectations, and we now rely on them exclusively for hydraulic parking systems across all projects.

**Dhaval Patel (Shyam Group)**

I-Cube excelled in delivering a tailored parking solution that perfectly aligned with our project requirements. Their ability to complete the project on time, provide user-friendly designs, and offer continuous support made them an invaluable partner.

**Pragnesh Patel (Shivalay Group)**

I-Cube impressed me with their factory setup, quality of workmanship, and superior product quality. Their execution team delivered an excellent experience from start to finish.

**Hasmukh Patel (Shivam Builders)**

I-Cube exceeded our expectations with their quick responses and top-notch product quality. The parking solution was delivered on time, met all our specifications, and was competitively priced, making the entire experience seamless and satisfying.

**Sunil Thakkar (Arihant Developers)**

I-Cube stood out for their strong commitment to product quality and customer satisfaction, delivering efficient, value-driven solutions with a professional and detail-oriented approach.

**Meet Jetly (Siddham Infrastructure)**

I-Cube's expertise, product quality, and outstanding workmanship made them a reliable partner, demonstrating excellent professionalism throughout the project.

**Kunjal Modi (Aashka Infra)**

I-Cube provided high-quality, cost-effective parking solutions for our three basements, accommodating all cars efficiently. Their reliable maintenance service and quick response have been outstanding, and I'm grateful to their dedicated team.

**Kathan Patel (Prabhuvan Group)**

I-Cube was the only company capable of maximizing parking capacity in our limited space by designing a customized system as per our needs. Their commitment to delivering a high-quality product was truly commendable.

**Kishor Patel (Shashwat Elegance)**

I-Cube demonstrated outstanding professionalism by delivering a high-quality parking system on time. Their focus on user satisfaction and seamless project execution ensured a hassle-free experience.

**Govind Patel (HR Group)**

I-Cube uniquely innovated to address our specific parking requirements, creating a solution that no other company in Ahmedabad could match. Their excellent product quality and precise workmanship set a benchmark for the industry.

**Karan Doshi (Aarmor Group)**





---

### Corporate Office

316, Akshar Complex, Shivranjani  
Cross Road, Ahmedabad 380 015

+91 87349 33641 | +91 81412 97774

[info@icubeelevators.com](mailto:info@icubeelevators.com)

[www.icubeelevators.com](http://www.icubeelevators.com)

